

## CIM 76PN16

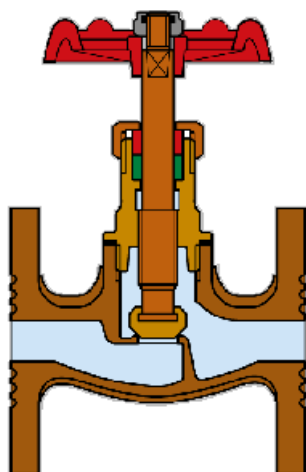
### FLANGED BRONZE GLOBE VALVE METAL TO METAL SEATING - PN 16



#### SERVICE RECOMMENDATIONS:

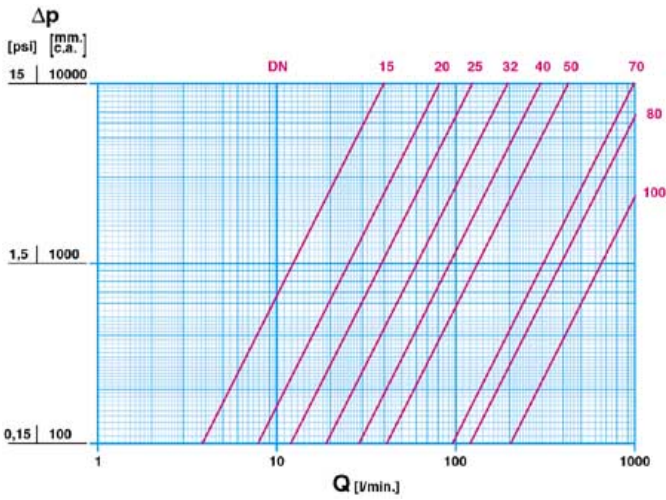
The CIM 76 flanged globe valve is manufactured in accordance with BS 5154/B - PN 16 and EN ISO 9002 and can be used in a wide range of plants, in any industrial and agricultural application: heating plants, sanitary systems, plumbing services, waterworks, steam, gasoline networks, petroleum and other hydrocarbons where fine regulation is required.

#### CROSS SECTION



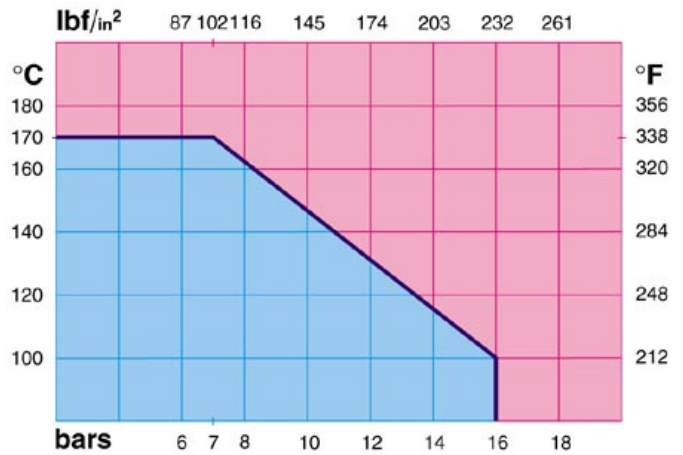
BODY :	CAST BRONZE UNI 7013-8°-ISO 1338
BONNET :	HOT FORGED BRASS EN12165 CW 617N
STEM :	MACHINED FROM DRAWN BRASS BAR EN12164 CW 614N
GLAND NUT :	MACHINED FROM DRAWN BRASS BAR EN12164 CW 614N
GLAND :	MACHINED FROM DRAWN BRASS BAR EN12164 CW 614N
GLAND PACKING :	AF 15/MA
BODY PACKING :	NA 1100
DISC :	MACHINED FROM DRAWN BRASS BAR EN12164 CW 614N
NUT :	SELF LOCKING TYPE

## FLOW AND PRESSURE DROP



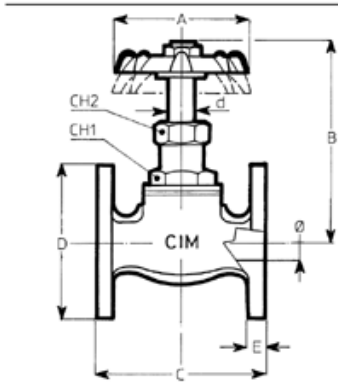
Flow and pressure drop  
 1 l/min = 0,06 m<sup>3</sup>/h  
 1 m<sup>3</sup>/h = 16,67 l/min

## PRESSURE TEMPERATURE RATINGS



Pressure / temperature ratings  
 1 bar = 14,5 p.s.i.  
 $^{\circ}\text{C} = 5/9 (^{\circ}\text{F}-32)$   
 $^{\circ}\text{F} = 32+9/5 ^{\circ}\text{C}$

## TECHNICAL DRAWING



DN	1/2	3/4	1"	1 1/4"	1 1/2"	2"	2 1/2"	3"	4"
Ø mm.	15	20	25	32	40	50	70	80	100
Grms.	1240	1720	2290	3350	4610	6100	8890	11650	18110
A	55	55	65	65	80	80	120	120	175
B	98	108	120	130	155	165	210	265	305
C	84	95	105	115	134	156	170	180	200
D (PN 6)	70	85	100	110	120	140	185	200	230
D (PN 10)	95	105	120	140	150	165	185	200	230
E	8	8	9,5	9,5	11	11	13	13	17
CH1	23	23	28	33	37	45	55	63	80
CH2	18	18	21	23	25	27	37	39	50
d	8	8	9	9	10	10	16	19	22

Connection:  
 Flanged to UNI 2223/ PN 6 10 16

On request:  
 BS table F-D-E  
 ANSI B16.5 150

## TECHNICAL CHARACTERISTICS

### KV

DN	1/2	3/4	1"	1 1/4"	1 1/2"	2"	2 1/2"	3"	4"
Ø mm.	15	20	25	32	40	50	70	80	100
KV	2,3	4,8	7	11	17	25	57	72	120

KV = Capacity in m<sup>3</sup>/h at pressure drop of 1 bar

KVS = Water flow generated by a pressure loss of 1 bar measured on the test points.